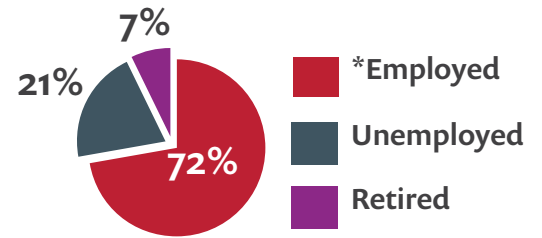


FORD COUNTY LABORSHED HIGHLIGHTS (2019)

- The Champaign County Regional Planning Commission (RPC) is currently undertaking an innovative workforce research study for the Local Workforce Innovation Area 17 (LWIA 17).
- The following data provides a snapshot of the local workforce characteristics collected via laborshed survey sampling.

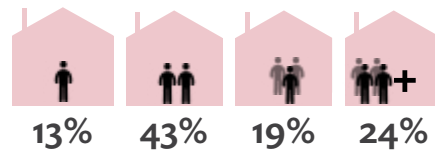
Employment Status



Age Characteristics

Average Age	51
Median Age	52

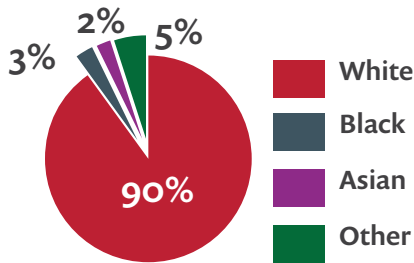
Household Size



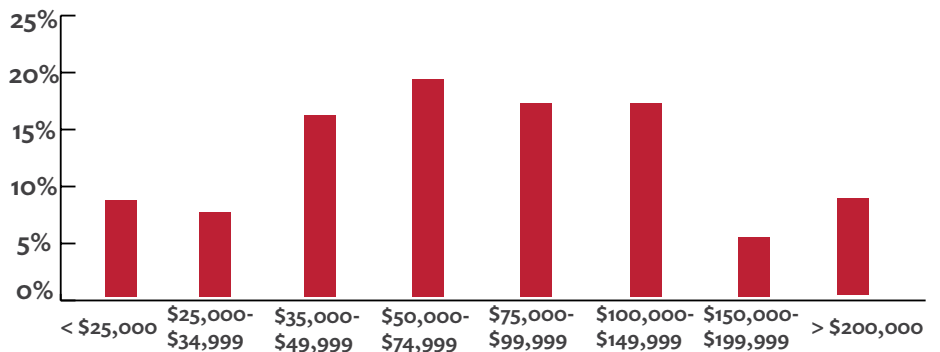
Gender Characteristics

Male	51%
Female	49%

Race Characteristics



Income Characteristics



Ethnicity

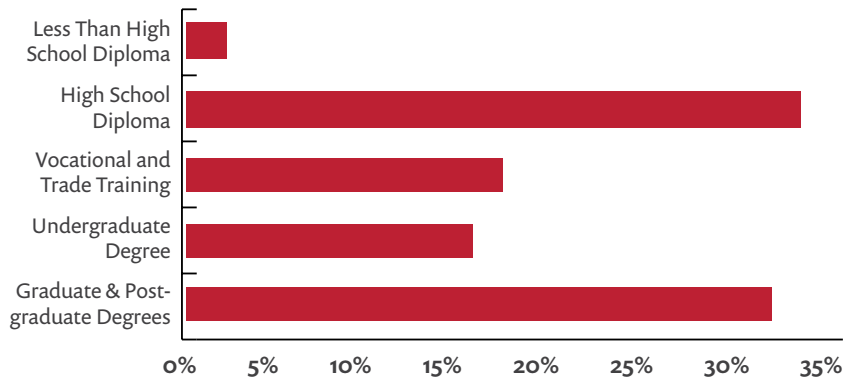
Percent Hispanic & Latino

2%

Years Lived in the Area

30 years

Educational Attainment



Average Commuting Characteristics Employed



Distance

17.4 Miles



Time

22 Minutes

Travel Willingness for a New Job



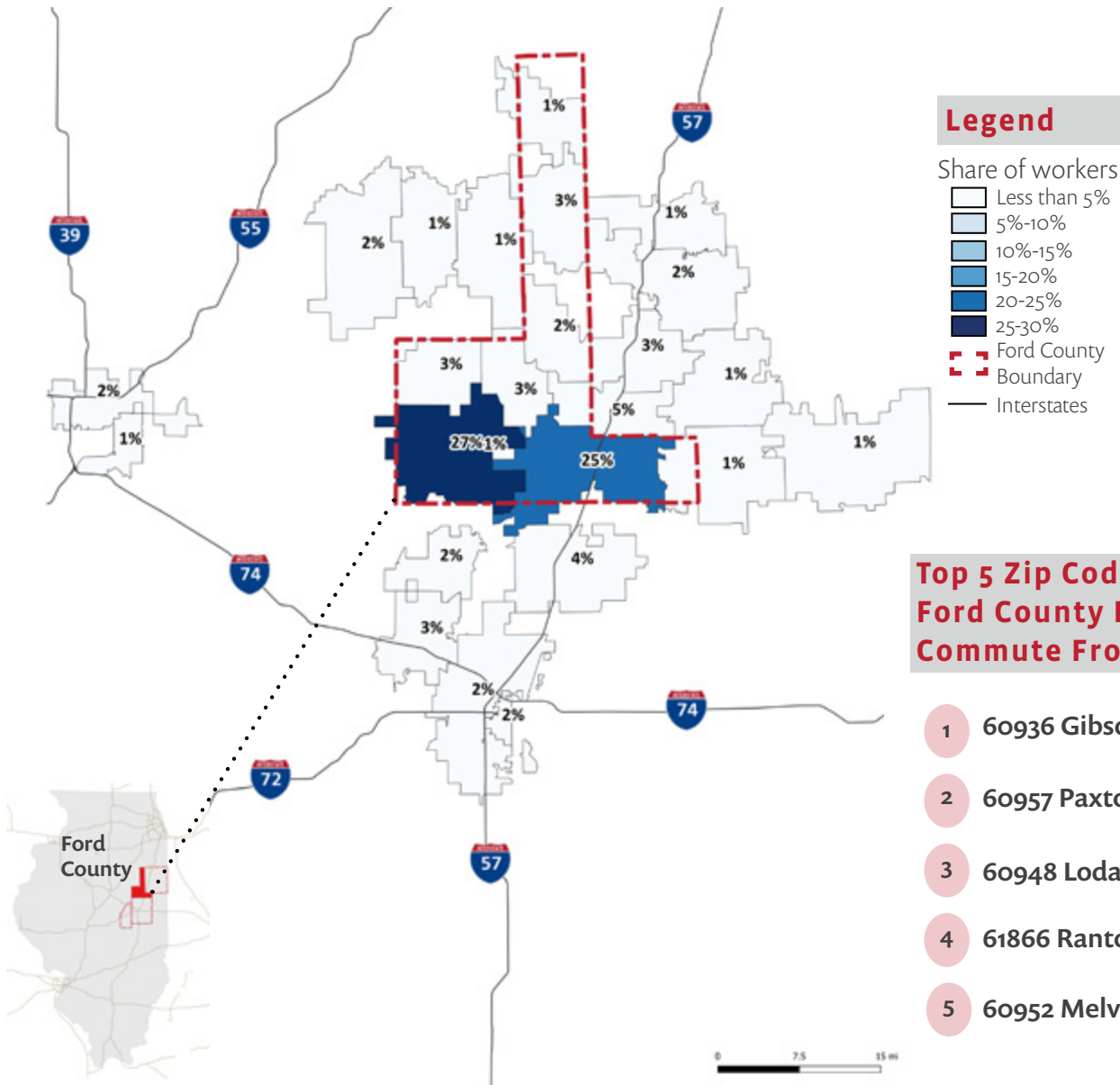
Among currently retired

20 Minutes

Among currently unemployed

25 Minutes

COMMUTING DATA



CHARACTERISTICS OF THE RETIRED

Respondents Seeking Same or Different Job

Same	57%
Different	43%

Characteristics of Previous Employment

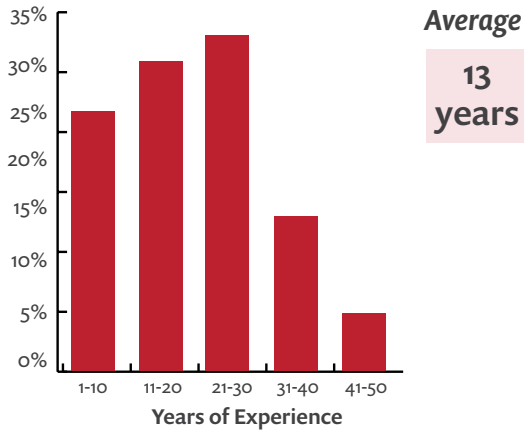
Full-time	56%
Part-time	44%

Resources Utilized to Find Employment

Resource Used	***Share
Networking	50%
Newspaper	38%
Internet	25%
Employment Service	24%

CHARACTERISTICS OF THE EMPLOYED

Experience in Current Field of Work

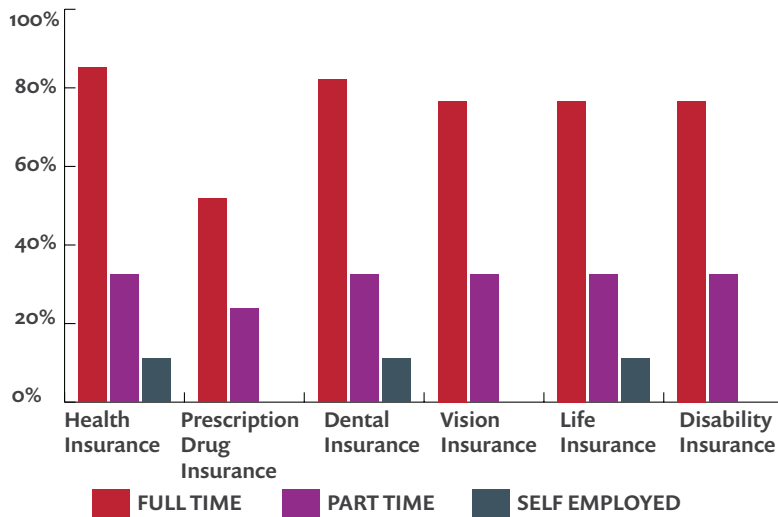


Top 5 Industries Employed

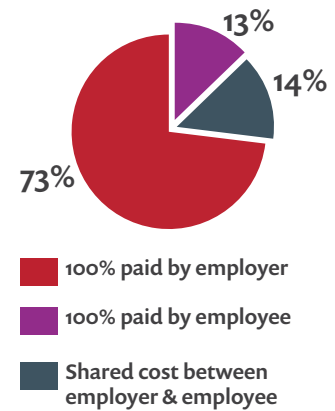
Industry	Share
Construction	14%
Banking/Finance/Insurance/Real Estate	13%
Retail Trade or Sales	12%
Transportation	12%
Education	9%

Benefits by Type of Workers

Insurance Benefits



Medical Insurance Premium



Salary Characteristics

	Annual Salary	Hourly Wage
Average	\$67,750	\$26.5
Median	\$65,000	\$22.0

Other Responses

Characteristics	Share
Respondents Unable to Find Employment Meeting their Skillset	31%
Workers Receiving Training or Skills	22%
Workers Interested in Acquiring New Skills	16%
Workers Looking for Other Employment	8%

Top 5 Reasons for Continuing with Current Employer

Reason	***Share
Overall Job Satisfaction	33%
Near Retirement	18%
Self-Employed	12%
Wages	9%
Location	5%

CHARACTERISTICS OF THE UNEMPLOYED

Seeking Full-time or Part-time Employment

Full-time	58%
Part-time	42%

Seeking Similar Job or Different

Same	83%
Different	17%

Characteristics of Previous Employment

Full-time	69%
Part-time	31%

Other Responses

Characteristics

Interested in Starting Own Business	81%
Respondents Unable to Find Employment	69%
Respondents Employed for the Last 5 Years	41%
Interested in Acquiring New Skills	31%
Average Time Since Last Employment	9 years

Resources Utilized to Find Employment

Resource Used	***Share
Internet	71%
Newspaper	43%
WorkNet Center	29%
Networking	24%
Employment Service	19%

Notes -

Tables and charts depict data collected from the Laborshed Survey.

* Includes full-time, part-time and self-employed individuals.

** The map shows data collected from U.S. Census Bureau and the laborshed survey.

*** Columns might not add to a 100% as it is a multiple choice question.