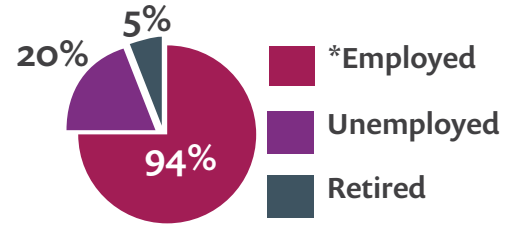


DOUGLAS COUNTY LABORSHED HIGHLIGHTS (2019)

- The Champaign County Regional Planning Commission (RPC) is currently undertaking an innovative workforce research study for the Local Workforce Innovation Area 17 (LWIA 17).
- The following data provides a snapshot of the local workforce characteristics collected via laborshed survey sampling.

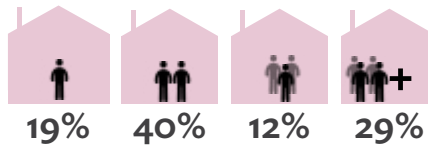
Employment Status



Age Characteristics

Average Age	51
Median Age	52

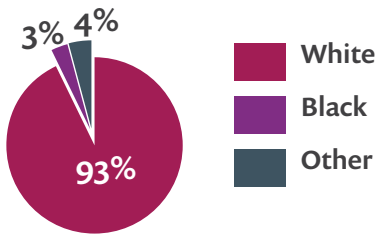
Household Size



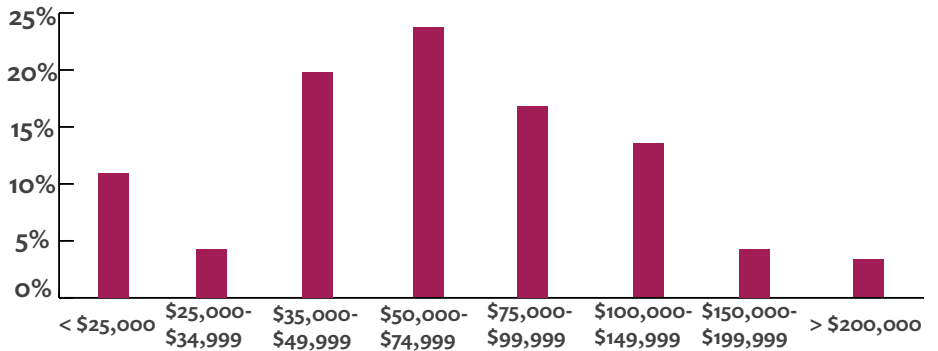
Gender Characteristics

Male	43%
Female	57%

Race Characteristics



Household Income Characteristics



Ethnicity

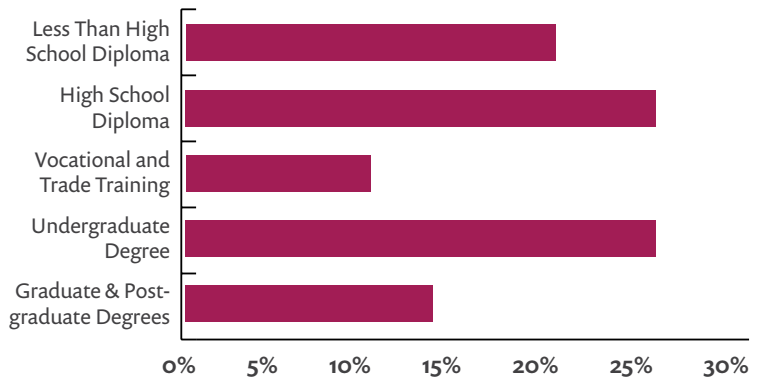
Percent Hispanic & Latino

2%

Years Lived in the Area

34 years

Educational Attainment



Average Commuting Characteristics Employed



Distance

16 Miles



Time

17 Minutes

Travel Willingness for a New Job



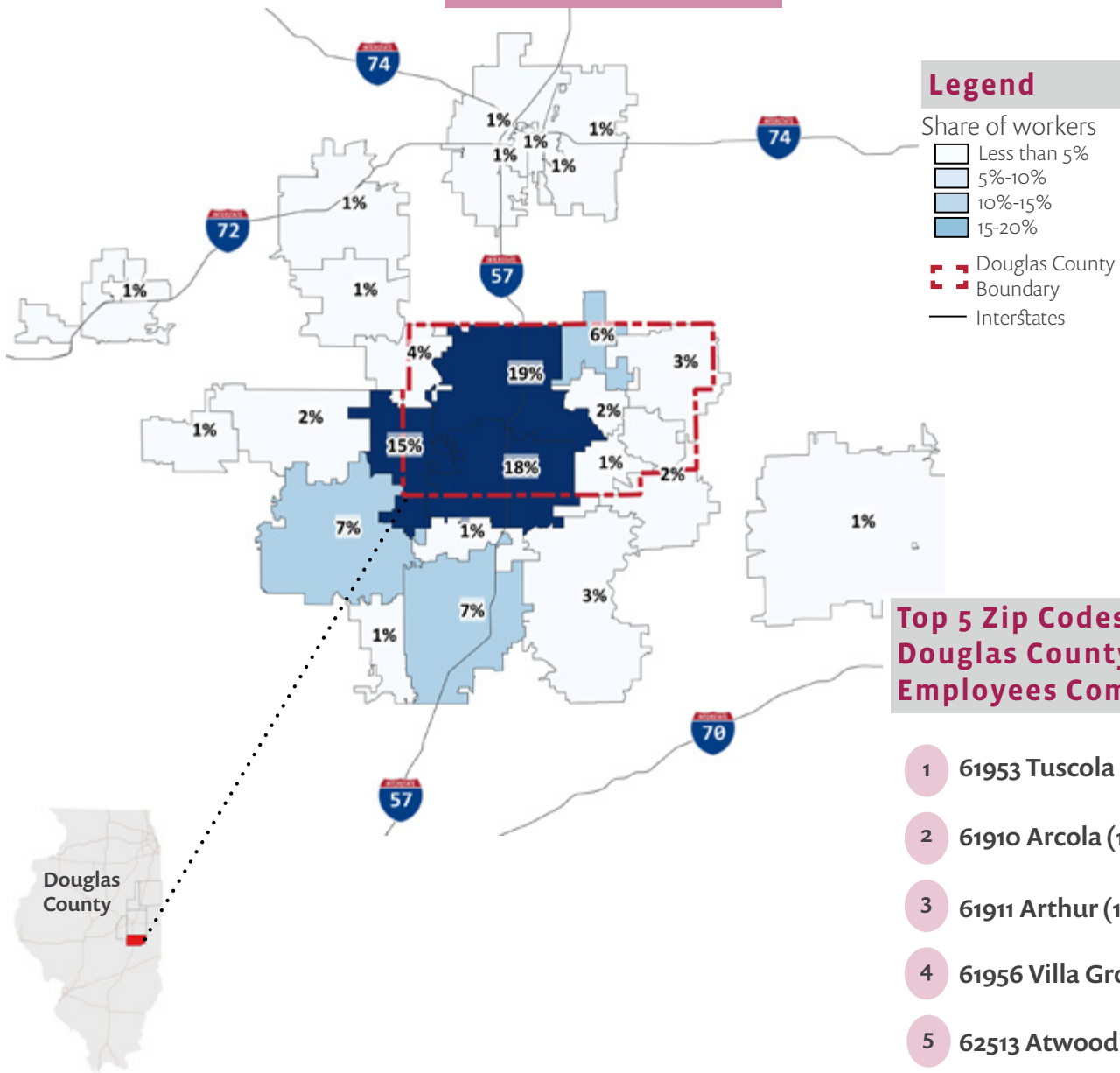
Among currently retired

22 Minutes

Among currently unemployed

23 Minutes

COMMUTING DATA



CHARACTERISTICS OF THE RETIRED

Respondents Seeking Same or Different Job

Same	50%
Different	50%

Characteristics of Previous Employment

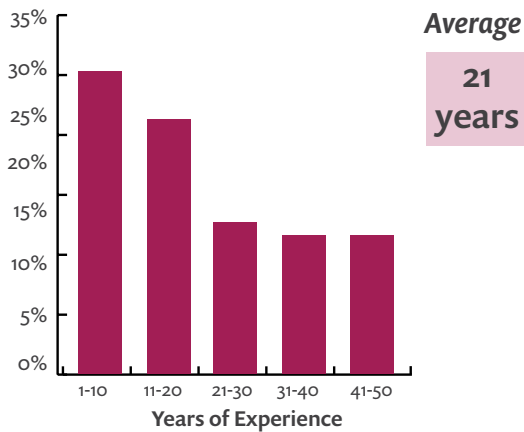
Full-time	100%
Part-time	0%

Resources Utilized to Find Employment

Resource Used	***Share
Internet	67%
Networking	50%
Newspaper	50%
WorkNet Center	17%

CHARACTERISTICS OF THE EMPLOYED

Experience in Current Field of Work

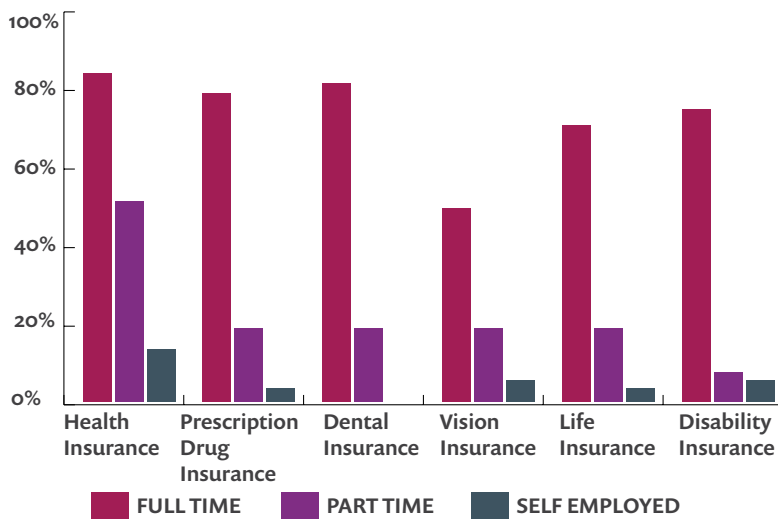


Top 5 Industries Employed

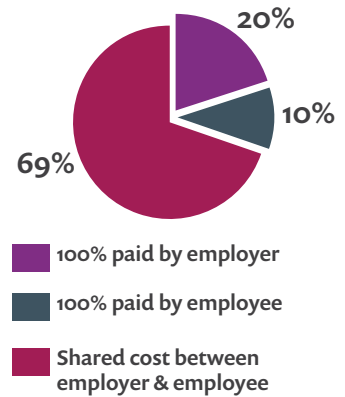
Industry	Share
Manufacturing	20%
Personal Services	11%
Agriculture/Forestry/Fishing	11%
Education	10%
Healthcare	10%

Benefits by Type of Workers

Insurance Benefits



Medical Insurance Premium



Salary Characteristics

	Annual Salary	Hourly Wage
Average	\$55,750	\$25.8
Median	\$49,500	\$19.3

Top 5 Reasons for Continuing with Current Employer

Reason	***Share
Overall Job Satisfaction	29%
Self Employed	13%
Near Retirement	11%
Wages	9%
Location	7%

Other Responses

Characteristics	Share
Respondents Unable to Find Employment Meeting their Skillset	55%
Workers Interested in Acquiring New Skills	18%
Workers Receiving Training or Skills	15%
Workers Looking for Other Employment	10%

CHARACTERISTICS OF THE UNEMPLOYED

Seeking Full-time or Part-time Employment

Full-time	50%
Part-time	50%

Seeking Similar Job or Different

Same	56%
Different	44%

Characteristics of Previous Employment

Full-time	64%
Part-time	36%

Other Responses

Characteristics	
Interested in Acquiring New Skills	28%
Respondents Employed for the Last 5 Years	44%
Interested in Starting Own Business	21%
Respondents Unable to Find Employment	24%
Average Time Since Last Employment	9 years

Resources Utilized to Find Employment

Resource Used	***Share
Internet	73%
Networking	59%
Newspaper	36%
WorkNet Center	18%

Notes -

Tables and charts depict data collected from the Laborshed Survey.

* Includes full-time, part-time and self-employed individuals.

** The map shows data collected from U.S. Census Bureau and the laborshed survey.

*** Columns might not add to a 100% as it is a multiple choice question.