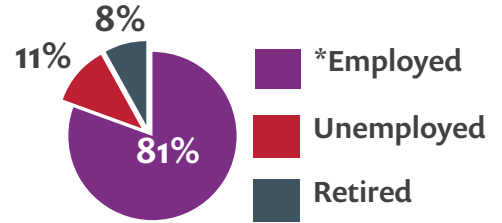


# PIATT COUNTY LABORSHED HIGHLIGHTS (2019)

- The Champaign County Regional Planning Commission (RPC) is currently undertaking an innovative workforce research study for the Local Workforce Innovation Area 17 (LWIA 17).
- The following data provides a snapshot of the local workforce characteristics collected via laborshed survey sampling.

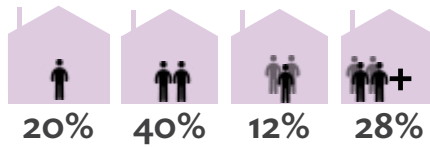
## Employment Status



## Age Characteristics

Average Age	53
Median Age	54

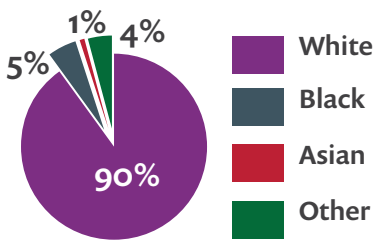
## Household Size



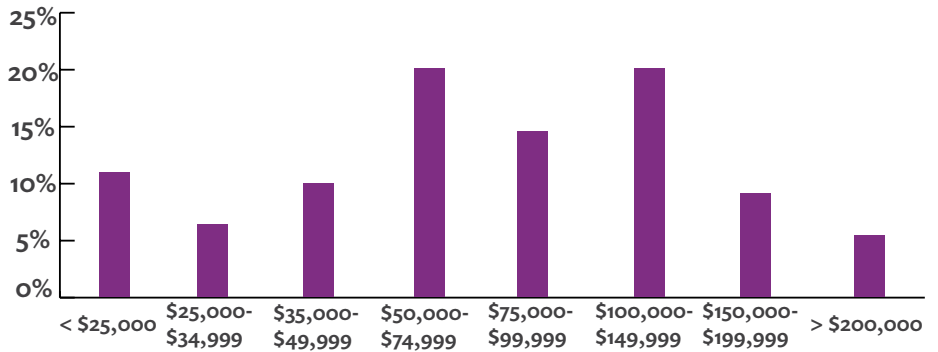
## Gender Characteristics

Male	46%
Female	53%
Prefer not to specify	

## Race Characteristics



## Income Characteristics



## Ethnicity

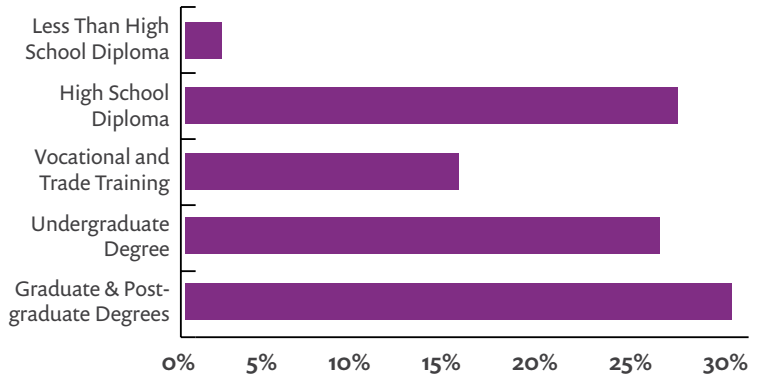
### Percent Hispanic & Latino

1%

### Years Lived in the Area

33 years

## Educational Attainment



## Average Commuting Characteristics Employed



Distance

14.4 Miles



Time

20 Minutes

## Travel Willingness for a New Job



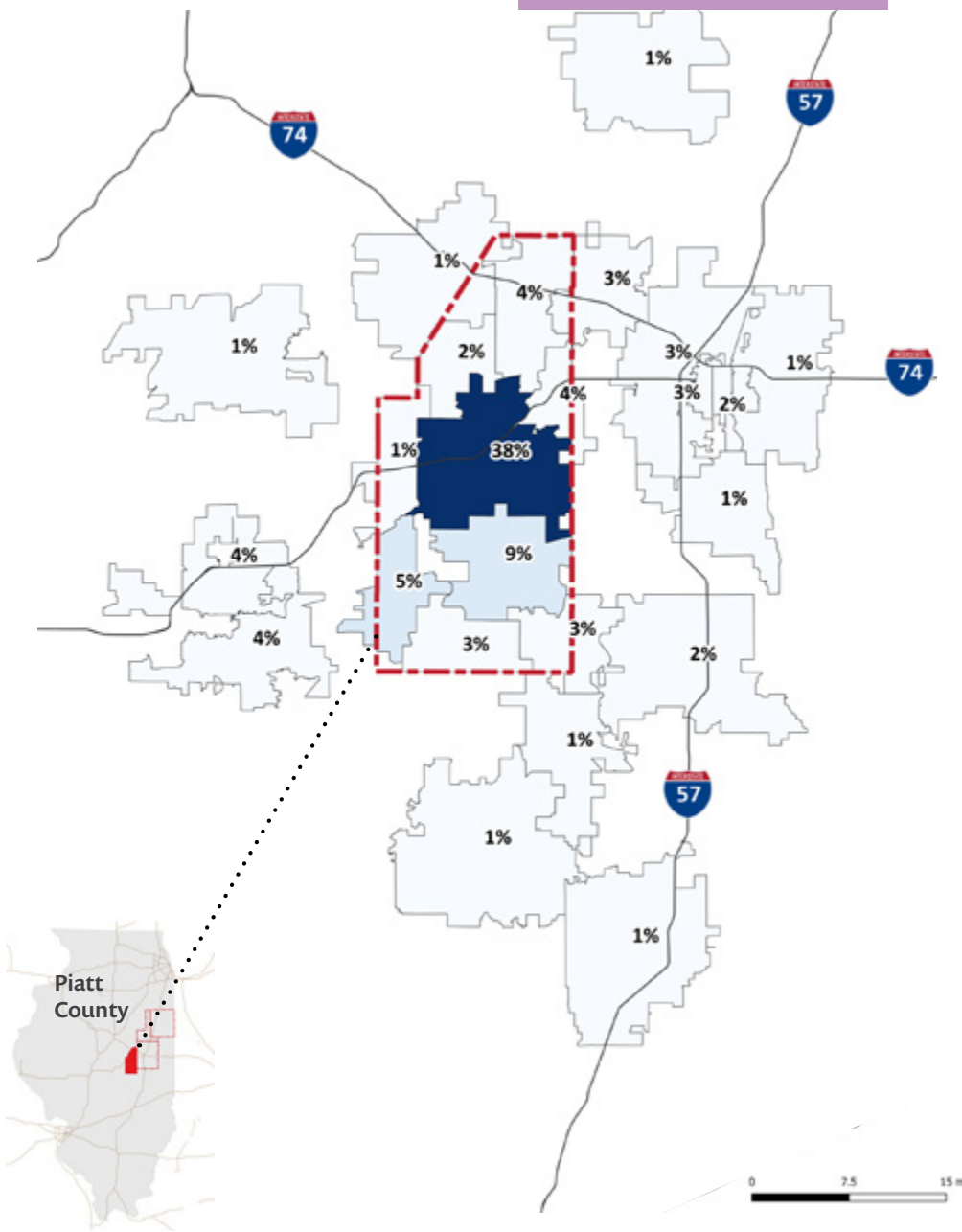
Among currently retired

14 Minutes

Among currently unemployed

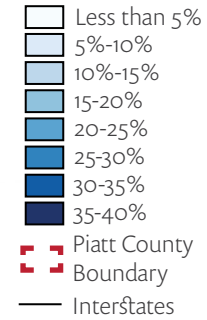
28 Minutes

## COMMUTING DATA



### Legend

Share of workers



### Top 5 Zip Codes Where Piatt County Employees Commute From

- 1 61856 Monticello (38%)
- 2 61813 Bement (9%)
- 3 61818 Cerro Gordo (5%)
- 4 61854 Blue Ridge (4%)
- 5 61884 White Heath (4%)

## CHARACTERISTICS OF THE RETIRED

### Respondents Seeking Same or Different Job

Same	60%
Different	40%

### Characteristics of Previous Employment

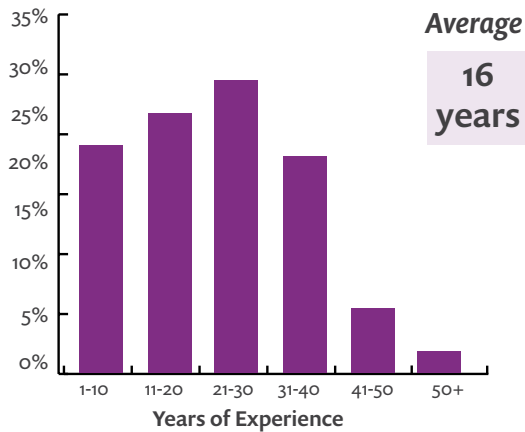
Full-time	60%
Part-time	40%

### Resources Utilized to Find Employment

Resource Used	***Share
Internet	86%
Networking	57%
Newspaper	14%
WorkNet Center	14%
Employment Service	14%

# CHARACTERISTICS OF THE EMPLOYED

## Experience in Current Field of Work

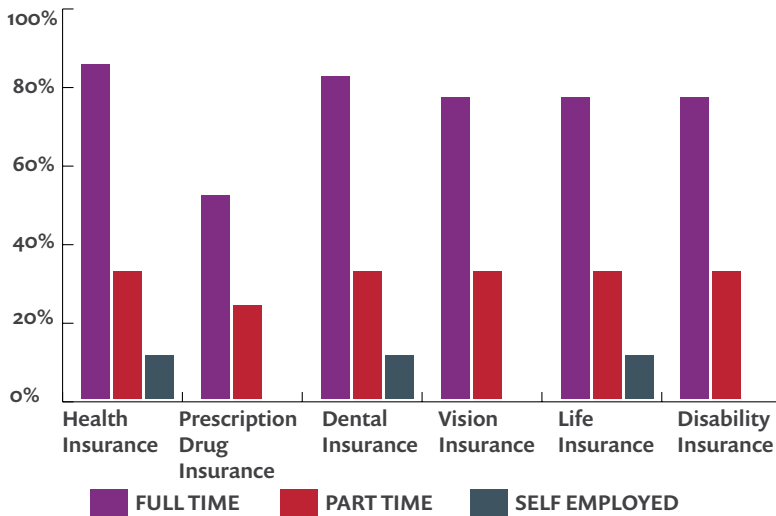


## Top 5 Industries Employed

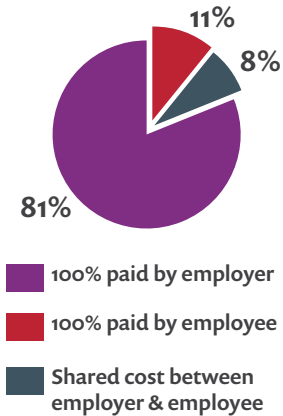
Industry	Share
Transportation	21%
Retail Trade or Sales	14%
Arts/Entertainment/Recreation	10%
Personal Services	9%
Manufacturing	7%

## Benefits by Type of Workers

### Insurance Benefits



### Medical Insurance Premium



## Salary Characteristics

	Annual Salary	Hourly Wage
Average	\$67,750	\$26.5
Median	\$65,000	\$22.0

## Top 5 Reasons for Continuing with Current Employer

Reason	***Share
Overall Job Satisfaction	28%
Near Retirement	12%
Wages	10%
Location	10%
Self-Employed	7%

## Other Responses

Characteristics	Share
Respondents Unable to Find Employment Meeting their Skillset	47%
Workers Receiving Training or Skills	23%
Workers Interested in Acquiring New Skills	22%
Workers Looking for Other Employment	14%

# CHARACTERISTICS OF THE UNEMPLOYED

## Seeking Full-time or Part-time Employment

Full-time	50%
Part-time	50%

## Seeking Similar Job or Different

Same	17%
Different	83%

## Characteristics of Previous Employment

Full-time	50%
Part-time	50%

## Other Responses

Characteristics	
Interested in Acquiring New Skills	46%
Respondents Employed for the Last 5 Years	38%
Interested in Starting Own Business	38%
Respondents Unable to Find Employment	23%
Average Time Since Last Employment	10 years

## Resources Utilized to Find Employment

Resource Used	***Share
Internet	73%
Newspaper	36%
Networking	36%
WorkNet Center	9%

### Notes -

Tables and charts depict data collected from the Laborshed Survey.

\* Includes full-time, part-time and self-employed individuals.

\*\* The map shows data collected from U.S. Census Bureau and the laborshed survey.

\*\*\* Columns might not add to a 100% as it is a multiple choice question.